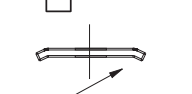
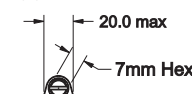
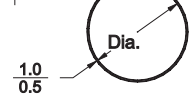
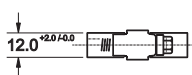
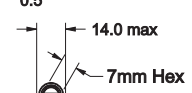
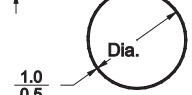


Embossed Worm Gear Hose Clamps

- Embossed worm drive clamps to the DIN 3017 standard.
- General purpose non perforated band especially suited for most hoses and soft silicone hose.
- Material and clamp size range is stamped on the band.
- Protects hose from shearing and fraying.
- Now available in the all 304 SS steel (W4) and in the popular 316SS (W5) grade steel. Ask your salesperson about the availability of the W1, W2 material grades. Available in 9mm and 12mm wide band.
- Common applications: Vehicular, industrial, mechanical engineering, plumbing & marine



9mm Wide Embossed Band Clamps

W4 Mat'l Part Number	W5 Mat'l Part Number	Range of Adjust (mm)	Suggested Installation Torque (in-lbs)
EB9x012SS	EBL9x012SS	8-12	20.0
EB9x016SS	EBL9x016SS	10-16	20.0
EB9x018SS	EBL9x018SS	12-18	20.0
EB9x022SS	EBL9x022SS	12-22	30.0
EB9x027SS	EBL9x027SS	16-27	30.0
EB9x032SS	EBL9x032SS	20-32	30.0
EB9x040SS	EBL9x040SS	25-40	30.0
EB9x045SS	EBL9x045SS	30-45	30.0
EB9x050SS	EBL9x050SS	32-50	30.0
EB9x060SS	EBL9x060SS	40-60	30.0
EB9x070SS	EBL9x070SS	50-70	30.0
EB9x080SS	EBL9x080SS	60-80	30.0
EB9x090SS	EBL9x090SS	70-90	30.0
EB9x100SS	EBL9x100SS	80-100	30.0
EB9x110SS	EBL9x110SS	90-110	30.0
EB9x120SS	EBL9x120SS	100-120	30.0
EB9x130SS	EBL9x130SS	110-130	30.0
EB9x140SS	EBL9x140SS	120-140	30.0
EB9x150SS	EBL9x150SS	130-150	30.0
EB9x160SS	EBL9x160SS	140-160	30.0

12mm Wide Embossed Band Clamps

W4 Mat'l Part Number	W5 Mat'l Part Number	Range of Adjust (mm)	Suggested Installation Torque (in-lbs)
EB12x027SS	EBL12x027SS	16-27	35.0 - 45.0
EB12x032SS	EBL12x032SS	20-32	35.0 - 45.0
EB12x040SS	EBL12x040SS	25-40	35.0 - 45.0
EB12x045SS	EBL12x045SS	30-45	35.0 - 45.0
EB12x050SS	EBL12x050SS	32-50	35.0 - 45.0
EB12x060SS	EBL12x060SS	40-60	35.0 - 45.0
EB12x070SS	EBL12x070SS	50-70	35.0 - 45.0
EB12x080SS	EBL12x080SS	60-80	35.0 - 45.0
EB12x090SS	EBL12x090SS	70-90	35.0 - 45.0
EB12x100SS	EBL12x100SS	80-100	35.0 - 45.0
EB12x110SS	EBL12x110SS	90-110	35.0 - 45.0
EB12x120SS	EBL12x120SS	100-120	35.0 - 45.0
EB12x130SS	EBL12x130SS	110-130	35.0 - 45.0
EB12x140SS	EBL12x140SS	120-140	35.0 - 45.0
EB12x150SS	EBL12x150SS	130-150	35.0 - 45.0
EB12x160SS	EBL12x160SS	140-160	35.0 - 45.0

